



Round 1

Wonthaggi - Vic

27 March 2022



THOR

THOR MX1

Moto 2

Date: 27/03/22
 Event: R07
 Weather: Sunny - Temp: 27C
 Track: Good


Started at: 14:53:06
 Laps: 25 Min + 1 Lap
 Starters: 28
 Printed at: 15:25

PROVISIONAL CLASSIFICATION

Pos	No	Name	Machine	Laps	Race Time	Behind Leader	Behind Prev	Fastest Lap	On Lap
1	1	Luke CLOUT (NSW) / CDR Yamaha Monster Energy	Yamaha YZF 450	15	27:12.024			1:48.069	7
2	9	Aaron TANTI (QLD) / CDR Yamaha Monster Energy	Yamaha YZF 450	15	27:14.977	2.953	2.953	1:47.408	3
3	47	Todd WATERS (QLD) / Husqvarna Motorcycles	Husqvarna FC 450	15	27:18.728	6.704	3.751	1:47.601	4
4	5	Kirk GIBBS (SA) / KTM Australia	KTM SXF 450	15	27:33.025	21.001	14.297	1:48.362	3
5	96	Kyle WEBSTER (VIC) / Team HRC Honda Racing	Honda CRF 450	15	27:46.221	34.197	13.196	1:47.091	4
6	24	Brett METCALFE (SA) / GO24 / Whitehaul KTM / DBS	KTM 450	15	28:00.108	48.084	13.887	1:46.999	3
7	45	Hayden MELLROSS (VIC) / GASGAS Racing Team / Oakley / Kirbtech Industries / SH Earthmoving	GasGas MC 450	15	28:09.606	57.582	9.498	1:50.908	2
8	6	Jayden RYKERS (WA) / Empire Kawasaki	Kawasaki KX 450	15	28:16.698	1:04.674	7.092	1:50.930	2
9	111	Dean FERRIS (QLD) / Team HRC Honda Racing	Honda CRF 450	15	28:31.850	1:19.826	15.152	1:51.838	3
10	102	Matt MOSS (NSW) / BBR 102 Motorsports	KTM SXF 250	15	28:46.755	1:34.731	14.905	1:53.547	3
11	81	Joel EVANS (QLD) / Brisbane M-c / Backyard Design / Bluefin LED / Furnikation / UNIT / Fusport	Honda CRF 450	15	28:49.954	1:37.930	3.199	1:54.118	8
12	62	Dylan WOOD (NSW) / KTM Newcastle / Chris Wood Performance / Gromor / Lusty Industries	KTM SXF 450	15	29:01.226	1:49.202	11.272	1:51.943	2
13	48	Joben BALDWIN (NSW) / Ride Red	Honda CRF 450	15	29:10.495	1:58.471	9.269	1:53.922	3
14	25	John DARROCH (WA) / Cully Yamaha	Yamaha YZF 450	14	27:16.482	1 Lap		1:54.230	7
15	162	Luke ZIELINSKI (QLD) / Dirty Steve / KTR / Trac-Rite Suspension / Maxxis / Motorex / Pumpit PT	Yamaha YZF 450	14	27:29.248	1 Lap	12.766	1:55.939	10
16	49	Cody O'LOAN (QLD) / Moto1 M-c / Dunlop / OLoans Concreting / 100% / Fox / Alpine Star	KTM SXF 450	14	27:43.921	1 Lap	14.673	1:56.364	6
17	30	Joel WIGHTMAN (NSW) / Pro-Moto Suspension / Yamaha Racing	Yamaha YZF 450	14	27:49.182	1 Lap	5.261	1:56.628	3
18	69	Lochie LATIMER (QLD) / TLR / Castrol / Fly / Bridgestone / BDS	KTM SXF 450	14	27:54.627	1 Lap	5.445	1:54.810	6
19	10	Levi McMANUS (VIC) / Bridgeland M-cycles / JCP Suspension / FLY / Castrol / Bridgestone / Asterisk	Honda CRF 450	14	28:29.218	1 Lap	34.591	1:55.974	4
20	17	Cory WATTS (VIC) / Scrivens Honda / RRS / Callum Morrison Construction / JDM Auto Elextrics	Honda CRF 450	14	28:34.124	1 Lap	4.906	1:57.969	3
21	22	Jesse BISHOP (QLD) / Brads Automotive / MX Farm Qld	KTM SXF 450	14	28:42.831	1 Lap	8.707	2:00.573	2
22	233	Oliver MARCHAND (NSW) / Toowoomba MPE / TJM Toowoomba Motorex / Maxxis / Total Tools / Viral	Honda CRF 450	14	28:58.414	1 Lap	15.583	2:00.466	3
23	16	Jack O'CALLAGHAN (NSW) / MCD-Racing / On Two Wheels M-sports / Teencee Graphics / Ryno Power	Honda CRF 450	13	27:18.208	2 Laps		1:59.883	3
24	18	Mitchell NORRIS (SA) / Greyzone Pirate Life Racing / Peter Stevens M-c / Choice Suspension	GasGas MC 450	13	27:57.146	2 Laps	38.938	2:03.992	6
25	56	Riley STEPHENS (NSW) / Maitland Motorcycles	Honda CRF 450	13	28:41.962	2 Laps	44.816	2:01.108	2
DNF	142	Jack PENGELLY (VIC) / AGP Racing / Pengelly Earthmoving	Honda CRF 450	4	8:25.790	10 Laps		2:06.732	2
DNF	44	Joel LALICZ (NSW)	KTM SX 450	4	8:37.168	10 Laps	11.378	2:08.660	2
DNF	305	Aden LENNOX-BRADLEY (NSW) / Slow Az Racing	Honda CRF 450	4	9:50.449	10 Laps	1:13.281	2:13.027	2

Fastest Lap was 1:46.999 by Brett METCALFE (SA)

The results are provisional until the end of the time limit for protests and appeals.


 Chief Timekeeper - Scott Laing


 Race Director - Mark Hancock



www.computime.com.au
 COMPUTIME RACE TIMING SYSTEMS PTY LTD





Round 1

Wonthaggi - Vic

27 March 2022



THOR

THOR MX1

Moto 2

Date: 27/03/22
Event: R07
Weather: Sunny - Temp: 27C
Track: Good

Started at: 14:53:06
Laps: 25 Min + 1 Lap
Starters: 28
Printed at: 15:25

PROVISIONAL LAP TIMES

No	Name	Lap 1	Lap 2	Lap 3	Lap 4	Lap 5	Lap 6	Lap 7	Lap 8	Lap 9	Lap 10
1	Luke CLOUT (NSW)	1:39.376	1:48.819	1:48.191	1:48.218	1:49.351	1:48.892	1:48.069	1:48.397	1:49.901	1:48.802
	10	1:50.104	1:50.582	1:50.968	1:50.088	1:52.266					
5	Kirk GIBBS (SA)	1:38.627	1:48.365	1:48.362	1:48.854	1:51.841	1:50.167	1:50.185	1:50.875	1:50.694	1:51.916
	10	1:51.885	1:52.164	1:52.461	1:52.919	1:53.710					
6	Jayden RYKERS (WA)	1:42.881	1:50.930	1:51.568	1:51.029	1:52.060	1:53.022	1:52.902	1:54.178	1:53.967	1:55.174
	10	1:54.703	1:54.379	1:55.329	1:55.269	1:59.307					
9	Aaron TANTI (QLD)	1:35.964	1:47.840	1:47.408	1:48.004	1:49.303	1:49.997	1:50.252	1:49.129	1:50.120	1:51.325
	10	1:50.967	1:50.470	1:51.000	1:51.800	1:51.398					
10	Levi McMANUS (VIC)	1:52.679	1:57.907	1:56.694	1:55.974	1:57.750	1:59.231	2:02.451	1:59.965	2:01.493	2:11.305
	10	2:06.138	2:09.017	2:10.294	2:08.320						
16	Jack O'CALLAGHAN (NSW)	2:01.839	2:00.416	1:59.883	2:01.708	2:03.949	2:01.602	2:06.240	2:09.549	2:05.035	2:10.896
	10	2:14.319	2:11.383	2:11.389							
17	Cory WATTS (VIC)	1:50.112	1:58.265	1:57.969	2:24.211	2:01.991	2:00.208	1:59.943	2:03.774	2:02.928	2:00.458
	10	2:02.010	2:05.078	2:03.167	2:04.010						
18	Mitchell NORRIS (SA)	1:47.944	2:04.117	2:07.827	2:05.188	2:06.092	2:03.992	2:08.512	2:10.872	2:09.112	2:04.741
	10	2:35.304	2:19.972	2:13.473							
22	Jesse BISHOP (QLD)	1:57.075	2:00.573	2:01.850	2:01.389	2:03.174	2:02.090	2:02.974	2:05.276	2:06.138	2:02.263
	10	2:05.587	2:04.173	2:07.605	2:02.664						
24	Brett METCALFE (SA)	1:37.635	1:48.418	1:46.999	1:48.851	1:49.894	1:52.487	1:50.996	1:53.774	1:52.496	1:54.793
	10	1:54.496	1:53.776	1:56.672	1:57.091	2:01.730					
25	John DARROCH (WA)	1:53.191	1:59.329	1:56.183	1:55.862	1:54.667	1:56.752	1:54.230	1:56.434	1:56.911	1:56.563
	10	1:56.680	1:57.236	1:59.378	2:03.066						
30	Joel WIGHTMAN (NSW)	1:54.152	1:59.671	1:56.628	1:56.994	1:57.226	1:56.666	1:58.209	1:58.302	1:58.550	1:59.070
	10	2:00.859	2:04.485	2:05.095	2:03.275						
44	Joel LALICZ (NSW)	2:03.030	2:08.660	2:13.981	2:11.497						
45	Hayden MELLROSS (VIC)	1:41.008	1:50.908	1:51.219	1:51.695	1:51.649	1:53.572	1:51.336	1:53.838	1:52.548	1:54.000
	10	1:55.916	1:55.701	1:55.579	1:54.820	1:55.817					
47	Todd WATERS (QLD)	1:41.248	1:48.080	1:48.784	1:47.601	1:48.516	1:50.463	1:48.141	1:48.293	1:49.203	1:49.825
	10	1:50.440	1:51.606	1:52.025	1:50.321	1:54.182					
48	Joben BALDWIN (NSW)	1:46.252	1:54.842	1:53.922	1:56.860	1:57.208	1:56.876	1:55.561	1:54.736	1:55.581	1:56.741
	10	1:57.379	1:58.456	1:59.173	2:01.690	2:05.218					
49	Cody O'LOAN (QLD)	1:55.667	1:59.194	1:57.388	1:57.161	1:57.617	1:56.364	1:58.372	1:58.488	1:58.026	1:57.735
	10	1:59.663	2:04.058	2:02.131	2:02.057						
56	Riley STEPHENS (NSW)	1:59.218	2:01.108	2:03.734	2:05.930	2:11.374	2:13.838	2:12.961	2:13.481	2:17.784	2:21.931
	10	2:22.623	2:21.604	2:16.376							
62	Dylan WOOD (NSW)	1:44.462	1:51.943	1:52.435	1:53.225	1:55.778	1:54.582	1:54.917	1:55.727	1:56.588	1:57.045
	10	1:56.955	1:59.775	2:00.677	2:01.696	2:05.421					

Chief Timekeeper - Scott Laing

Race Director - Mark Hancock



www.computime.com.au
COMPUTIME RACE TIMING SYSTEMS PTY LTD





Round 1
Wonthaggi - Vic
27 March 2022



THOR

THOR MX1
Moto 2

Date: 27/03/22
 Event: R07
 Weather: Sunny - Temp: 27C
 Track: Good

Started at: 14:53:06
 Laps: 25 Min + 1 Lap
 Starters: 28
 Printed at: 15:25

PROVISIONAL LAP TIMES

No	Name	Lap 1	Lap 2	Lap 3	Lap 4	Lap 5	Lap 6	Lap 7	Lap 8	Lap 9	Lap 10
69	Lochie LATIMER (QLD)	2:18.430	1:55.199	1:55.832	1:55.842	1:56.555	<u>1:54.810</u>	1:55.160	1:55.239	1:55.448	1:57.839
10		2:15.324	1:58.348	1:59.812	2:00.789						
81	Joel EVANS (QLD)	1:51.028	1:58.337	1:55.304	1:54.539	1:54.476	1:55.952	1:54.809	<u>1:54.118</u>	1:55.305	1:56.299
10		1:54.847	1:56.471	1:56.141	1:55.587	1:56.741					
96	Kyle WEBSTER (VIC)	1:34.406	1:48.028	1:47.314	<u>1:47.091</u>	1:50.191	1:49.099	1:49.461	1:49.601	1:49.529	1:49.381
10		1:48.574	2:10.260	1:58.306	1:57.173	1:57.807					
102	Matt MOSS (NSW)	1:48.576	1:53.804	<u>1:53.547</u>	1:55.148	1:55.827	1:55.798	1:56.440	1:54.489	1:54.851	1:57.232
10		1:54.826	1:55.292	1:54.966	1:59.094	1:56.865					
111	Dean FERRIS (QLD)	1:46.445	1:52.107	<u>1:51.838</u>	1:52.437	1:53.659	1:52.393	1:53.446	1:54.120	1:54.935	1:54.746
10		1:55.185	1:54.678	1:57.734	1:57.601	2:00.526					
142	Jack PENGELLY (VIC)	2:01.072	<u>2:06.732</u>	2:08.976	2:09.010						
162	Luke ZIELINSKI (QLD)	1:50.008	1:57.462	1:56.374	1:58.093	1:56.746	1:56.924	1:57.257	1:56.201	1:56.410	<u>1:55.939</u>
10		1:56.599	1:58.612	2:01.320	2:11.303						
233	Oliver MARCHAND (NSW)	1:52.224	2:02.227	<u>2:00.466</u>	2:00.767	2:02.268	2:03.172	2:04.401	2:06.469	2:06.078	2:06.642
10		2:08.999	2:08.809	2:07.284	2:08.608						
305	Aden LENNOX-BRADLEY (NSW)	2:09.100	<u>2:13.027</u>	2:16.940	3:11.382						

The results are provisional until the end of the time limit for protests and appeals.


 Chief Timekeeper - Scott Laing


 Race Director - Mark Hancock





Round 1 Wonthaggi - Vic 27 March 2022



THOR

THOR MX1 Moto 2

Date: 27/03/22
Event: R07
Weather: Sunny - Temp: 27C
Track: Good


Started at: 14:53:06
Laps: 25 Min + 1 Lap
Starters: 28
Printed at: 15:25

PROVISIONAL SPLIT TIMES

Lap	Split 1	Split 2	Split 3	Lap Time	Lap	Split 1	Split 2	Split 3	Lap Time
1 Luke CLOUT (NSW) (1st)					11	43.121	34.509	37.073	1:54.703
1	31.407	32.804	35.165	1:39.376	12	43.375	33.686	37.318	1:54.379
2	40.821	32.967	35.031	1:48.819	13	43.175	34.823	37.331	1:55.329
3	41.156	32.685	34.350	1:48.191	14	43.468	34.440	37.361	1:55.269
4	41.118	32.384	34.716	1:48.218	15	44.996	35.055	39.256	1:59.307
5	41.345	32.284	35.722	1:49.351	9 Aaron TANTI (QLD) (2nd)				
6	41.354	32.339	35.199	1:48.892	1	28.894	32.488	34.582	1:35.964
7	41.481	32.059	34.529	1:48.069	2	41.033	32.301	34.506	1:47.840
8	41.348	32.300	34.749	1:48.397	3	40.868	32.250	34.290	1:47.408
9	41.774	32.706	35.421	1:49.901	4	41.077	32.400	34.527	1:48.004
10	41.304	32.403	35.095	1:48.802	5	41.475	32.853	34.975	1:49.303
11	41.708	32.753	35.643	1:50.104	6	41.476	33.116	35.405	1:49.997
12	41.461	33.178	35.943	1:50.582	7	41.952	32.908	35.392	1:50.252
13	41.876	32.844	36.248	1:50.968	8	42.048	32.382	34.699	1:49.129
14	41.937	33.049	35.102	1:50.088	9	41.916	33.103	35.101	1:50.120
15	41.917	33.452	36.897	1:52.266	10	42.152	33.885	35.288	1:51.325
5 Kirk GIBBS (SA) (4th)					11	42.107	33.136	35.724	1:50.967
1	29.813	33.665	35.149	1:38.627	12	42.180	33.282	35.008	1:50.470
2	40.901	32.859	34.605	1:48.365	13	41.978	33.524	35.498	1:51.000
3	41.090	32.692	34.580	1:48.362	14	42.693	33.630	35.477	1:51.800
4	40.895	32.574	35.385	1:48.854	15	41.754	33.716	35.928	1:51.398
5	41.180	33.629	37.032	1:51.841	10 Levi McMANUS (VIC) (19th)				
6	41.716	32.690	35.761	1:50.167	1	36.648	37.225	38.806	1:52.679
7	41.396	33.075	35.714	1:50.185	2	43.819	36.943	37.145	1:57.907
8	41.963	33.517	35.395	1:50.875	3	42.916	35.883	37.895	1:56.694
9	42.373	33.160	35.161	1:50.694	4	42.828	35.431	37.715	1:55.974
10	42.251	34.120	35.545	1:51.916	5	43.418	35.329	39.003	1:57.750
11	41.597	34.775	35.513	1:51.885	6	44.225	35.620	39.386	1:59.231
12	42.475	34.228	35.461	1:52.164	7	45.170	37.123	40.158	2:02.451
13	42.423	34.013	36.025	1:52.461	8	45.502	36.518	37.945	1:59.965
14	41.807	34.679	36.433	1:52.919	9	44.859	36.668	39.966	2:01.493
15	42.215	34.202	37.293	1:53.710	10	46.812	38.881	45.612	2:11.305
6 Jayden RYKERS (WA) (8th)					11	45.509	39.624	41.005	2:06.138
1	32.150	34.501	36.230	1:42.881	12	48.155	39.307	41.555	2:09.017
2	42.011	33.812	35.107	1:50.930	13	47.962	40.217	42.115	2:10.294
3	41.684	33.827	36.057	1:51.568	14	47.375	39.953	40.992	2:08.320
4	41.616	33.403	36.010	1:51.029	16 Jack O'CALLAGHAN (NSW) (23th)				
5	42.542	33.345	36.173	1:52.060	1	38.868	41.061	41.910	2:01.839
6	42.480	34.133	36.409	1:53.022	2	44.849	36.836	38.731	2:00.416
7	43.432	33.461	36.009	1:52.902	3	43.959	36.944	38.980	1:59.883
8	43.442	33.876	36.860	1:54.178	4	46.024	36.732	38.952	2:01.708
9	42.754	34.451	36.762	1:53.967	5	46.254	38.169	39.526	2:03.949
10	43.119	34.552	37.503	1:55.174					

Scott Laing
Chief Timekeeper - Scott Laing

Mark Hancock
Race Director - Mark Hancock





Round 1

Wonthaggi - Vic

27 March 2022



THOR

THOR MX1

Moto 2

Date: 27/03/22
 Event: R07
 Weather: Sunny - Temp: 27C
 Track: Good

Started at: 14:53:06
 Laps: 25 Min + 1 Lap
 Starters: 28
 Printed at: 15:25

PROVISIONAL SPLIT TIMES

Lap	Split 1	Split 2	Split 3	Lap Time	Lap	Split 1	Split 2	Split 3	Lap Time
6	45.765	36.602	39.235	2:01.602	5	45.596	37.262	40.316	2:03.174
7	46.776	37.883	41.581	2:06.240	6	45.700	36.381	40.009	2:02.090
8	50.580	38.814	40.155	2:09.549	7	45.919	36.903	40.152	2:02.974
9	46.776	37.383	40.876	2:05.035	8	45.713	39.917	39.646	2:05.276
10	48.447	39.192	43.257	2:10.896	9	45.382	37.785	42.971	2:06.138
11	49.522	39.446	45.351	2:14.319	10	46.017	36.272	39.974	2:02.263
12	47.780	40.407	43.196	2:11.383	11	46.481	36.924	42.182	2:05.587
13	49.330	41.067	40.992	2:11.389	12	45.314	37.715	41.144	2:04.173
					13	48.277	38.080	41.248	2:07.605
					14	46.373	36.983	39.308	2:02.664
17 Cory WATTS (VIC) (20th)					24 Brett METCALFE (SA) (6th)				
1	34.387	36.920	38.805	1:50.112	1	30.176	32.483	34.976	1:37.635
2	45.414	35.393	37.458	1:58.265	2	40.741	32.428	35.249	1:48.418
3	44.807	35.286	37.876	1:57.969	3	40.572	32.240	34.187	1:46.999
4	1:07.593	37.187	39.431	2:24.211	4	40.913	33.047	34.891	1:48.851
5	46.981	35.911	39.099	2:01.991	5	41.814	33.008	35.072	1:49.894
6	46.390	35.681	38.137	2:00.208	6	41.690	34.519	36.278	1:52.487
7	45.859	36.135	37.949	1:59.943	7	41.803	33.274	35.919	1:50.996
8	47.199	37.261	39.314	2:03.774	8	42.939	34.766	36.069	1:53.774
9	46.797	37.350	38.781	2:02.928	9	42.624	33.863	36.009	1:52.496
10	45.518	36.516	38.424	2:00.458	10	43.169	34.022	37.602	1:54.793
11	45.215	36.999	39.796	2:02.010	11	43.082	33.866	37.548	1:54.496
12	46.743	38.317	40.018	2:05.078	12	42.996	33.664	37.116	1:53.776
13	45.739	36.689	40.739	2:03.167	13	43.844	34.801	38.027	1:56.672
14	47.915	36.575	39.520	2:04.010	14	43.855	35.088	38.148	1:57.091
					15	44.125	35.699	41.906	2:01.730
18 Mitchell NORRIS (SA) (24th)					25 John DARROCH (WA) (14th)				
1	32.526	35.961	39.457	1:47.944	1	35.840	39.416	37.935	1:53.191
2	47.196	38.373	38.548	2:04.117	2	44.632	36.575	38.122	1:59.329
3	49.253	37.286	41.288	2:07.827	3	43.852	35.372	36.959	1:56.183
4	47.404	38.954	38.830	2:05.188	4	43.727	34.346	37.789	1:55.862
5	48.186	38.288	39.618	2:06.092	5	43.266	35.117	36.284	1:54.667
6	46.593	36.292	41.107	2:03.992	6	43.924	35.309	37.519	1:56.752
7	47.044	38.174	43.294	2:08.512	7	43.483	34.466	36.281	1:54.230
8	50.095	39.595	41.182	2:10.872	8	44.436	35.137	36.861	1:56.434
9	48.336	39.408	41.368	2:09.112	9	44.332	35.186	37.393	1:56.911
10	48.295	36.958	39.488	2:04.741	10	44.204	35.568	36.791	1:56.563
11	1:10.372	41.623	43.309	2:35.304	11	43.839	34.758	38.083	1:56.680
12	55.346	41.078	43.548	2:19.972	12	44.469	35.495	37.272	1:57.236
13	51.484	39.409	42.580	2:13.473	13	44.854	36.604	37.920	1:59.378
					14	45.979	38.890	38.197	2:03.066
22 Jesse BISHOP (QLD) (21th)					30 Joel WIGHTMAN (NSW) (17th)				
1	36.129	39.737	41.209	1:57.075					
2	45.017	36.156	39.400	2:00.573					
3	44.599	37.182	40.069	2:01.850					
4	45.178	36.502	39.709	2:01.389					

Scott Laing
 Chief Timekeeper - Scott Laing

Mark Hancock
 Race Director - Mark Hancock





Round 1

Wonthaggi - Vic

27 March 2022



THOR

THOR MX1

Moto 2

Date: 27/03/22
 Event: R07
 Weather: Sunny - Temp: 27C
 Track: Good

Started at: 14:53:06
 Laps: 25 Min + 1 Lap
 Starters: 28
 Printed at: 15:25

PROVISIONAL SPLIT TIMES

Lap	Split 1	Split 2	Split 3	Lap Time	Lap	Split 1	Split 2	Split 3	Lap Time
1	35.466	39.113	39.573	1:54.152	7	41.721	31.649	34.771	1:48.141
2	44.264	36.932	38.475	1:59.671	8	41.564	31.925	34.804	1:48.293
3	43.680	35.698	37.250	1:56.628	9	41.376	32.559	35.268	1:49.203
4	43.767	35.635	37.592	1:56.994	10	41.563	33.058	35.204	1:49.825
5	43.513	35.523	38.190	1:57.226	11	42.121	32.764	35.555	1:50.440
6	43.548	35.479	37.639	1:56.666	12	42.771	33.443	35.392	1:51.606
7	44.662	35.822	37.725	1:58.209	13	42.245	34.704	35.076	1:52.025
8	44.834	35.569	37.899	1:58.302	14	42.439	33.348	34.534	1:50.321
9	44.811	36.138	37.601	1:58.550	15	43.021	33.849	37.312	1:54.182
10	44.708	35.144	39.218	1:59.070	48 Joben BALDWIN (NSW) (13th)				
11	44.771	36.214	39.874	2:00.859	1	33.985	35.509	36.758	1:46.252
12	46.747	37.596	40.142	2:04.485	2	44.482	34.206	36.154	1:54.842
13	45.500	38.778	40.817	2:05.095	3	43.090	34.581	36.251	1:53.922
14	45.621	37.694	39.960	2:03.275	4	44.091	34.614	38.155	1:56.860
44 Joel LALICZ (NSW) (DNF)					5	44.423	35.476	37.309	1:57.208
1	38.511	40.744	43.775	2:03.030	6	44.168	34.893	37.815	1:56.876
2	48.878	38.629	41.153	2:08.660	7	43.959	34.643	36.959	1:55.561
3	49.129	42.144	42.708	2:13.981	8	43.954	34.057	36.725	1:54.736
4	49.673	39.615	42.209	2:11.497	9	43.592	34.271	37.718	1:55.581
45 Hayden MELLROSS (VIC) (7th)					10	44.382	34.479	37.880	1:56.741
1	30.914	34.165	35.929	1:41.008	11	43.972	34.872	38.535	1:57.379
2	40.857	34.324	35.727	1:50.908	12	45.131	34.795	38.530	1:58.456
3	41.227	34.505	35.487	1:51.219	13	44.754	35.931	38.488	1:59.173
4	41.627	34.019	36.049	1:51.695	14	45.460	35.668	40.562	2:01.690
5	42.170	33.125	36.354	1:51.649	15	47.116	36.971	41.131	2:05.218
6	43.486	34.035	36.051	1:53.572	49 Cody O'LOAN (QLD) (16th)				
7	42.193	33.499	35.644	1:51.336	1	37.358	38.982	39.327	1:55.667
8	42.817	33.835	37.186	1:53.838	2	44.342	36.163	38.689	1:59.194
9	42.215	34.087	36.246	1:52.548	3	44.260	35.225	37.903	1:57.388
10	42.855	34.336	36.809	1:54.000	4	44.208	34.974	37.979	1:57.161
11	43.827	34.831	37.258	1:55.916	5	44.253	35.616	37.748	1:57.617
12	44.129	34.574	36.998	1:55.701	6	43.284	34.765	38.315	1:56.364
13	43.868	34.288	37.423	1:55.579	7	43.825	36.353	38.194	1:58.372
14	42.679	34.924	37.217	1:54.820	8	44.174	35.624	38.690	1:58.488
15	43.525	34.563	37.729	1:55.817	9	43.797	35.603	38.626	1:58.026
47 Todd WATERS (QLD) (3rd)					10	43.497	35.772	38.466	1:57.735
1	31.426	34.014	35.808	1:41.248	11	44.836	36.587	38.240	1:59.663
2	40.910	32.770	34.400	1:48.080	12	46.807	37.785	39.466	2:04.058
3	41.655	33.120	34.009	1:48.784	13	46.144	36.249	39.738	2:02.131
4	41.125	31.893	34.583	1:47.601	14	44.712	36.770	40.575	2:02.057
5	41.303	32.380	34.833	1:48.516	56 Riley STEPHENS (NSW) (25th)				
6	41.926	32.785	35.752	1:50.463	1	37.782	39.605	41.831	1:59.218

Scott Laing
 Chief Timekeeper - Scott Laing

Mark Hancock
 Race Director - Mark Hancock





Round 1

Wonthaggi - Vic

27 March 2022



THOR

THOR MX1

Moto 2

Date: 27/03/22
 Event: R07
 Weather: Sunny - Temp: 27C
 Track: Good

Started at: 14:53:06
 Laps: 25 Min + 1 Lap
 Starters: 28
 Printed at: 15:25

PROVISIONAL SPLIT TIMES

Lap	Split 1	Split 2	Split 3	Lap Time	Lap	Split 1	Split 2	Split 3	Lap Time
2	<u>45.045</u>	<u>37.673</u>	<u>38.390</u>	<u>2:01.108</u>	81 Joel EVANS (QLD) (11th)				
3	45.276	38.871	39.587	2:03.734	1	34.428	37.486	39.114	1:51.028
4	47.260	38.257	40.413	2:05.930	2	44.963	36.164	37.210	1:58.337
5	48.415	39.383	43.576	2:11.374	3	42.712	35.318	37.274	1:55.304
6	49.234	43.102	41.502	2:13.838	4	43.176	34.621	36.742	1:54.539
7	49.582	41.374	42.005	2:12.961	5	<u>42.632</u>	<u>34.296</u>	37.548	1:54.476
8	49.853	41.163	42.465	2:13.481	6	43.885	35.178	36.889	1:55.952
9	49.182	44.604	43.998	2:17.784	7	42.749	34.853	37.207	1:54.809
10	51.523	42.069	48.339	2:21.931	8	42.936	34.713	<u>36.469</u>	<u>1:54.118</u>
11	52.943	44.202	45.478	2:22.623	9	43.458	34.392	37.455	1:55.305
12	53.300	45.148	43.156	2:21.604	10	43.342	35.405	37.552	1:56.299
13	49.890	43.227	43.259	2:16.376	11	42.908	35.075	36.864	1:54.847
62 Dylan WOOD (NSW) (12th)					12	43.671	35.117	37.683	1:56.471
1	32.696	35.201	36.565	1:44.462	13	44.195	34.645	37.301	1:56.141
2	<u>41.925</u>	34.169	35.849	<u>1:51.943</u>	14	43.106	35.222	37.259	1:55.587
3	42.851	<u>33.778</u>	<u>35.806</u>	1:52.435	15	43.607	35.492	37.642	1:56.741
4	42.769	33.857	36.599	1:53.225	96 Kyle WEBSTER (VIC) (5th)				
5	43.784	34.874	37.120	1:55.778	1	28.285	31.984	34.137	1:34.406
6	44.280	33.798	36.504	1:54.582	2	41.473	32.272	<u>34.283</u>	1:48.028
7	43.462	35.262	36.193	1:54.917	3	40.703	<u>31.885</u>	34.726	1:47.314
8	42.804	35.333	37.590	1:55.727	4	<u>40.180</u>	32.111	34.800	<u>1:47.091</u>
9	44.163	34.914	37.511	1:56.588	5	41.680	33.070	35.441	1:50.191
10	43.589	35.265	38.191	1:57.045	6	41.111	33.061	34.927	1:49.099
11	43.733	35.019	38.203	1:56.955	7	41.105	33.275	35.081	1:49.461
12	44.893	36.262	38.620	1:59.775	8	41.217	32.666	35.718	1:49.601
13	44.216	37.207	39.254	2:00.677	9	40.566	33.334	35.629	1:49.529
14	44.709	38.522	38.465	2:01.696	10	41.024	32.569	35.788	1:49.381
15	45.875	38.573	40.973	2:05.421	11	40.868	32.496	35.210	1:48.574
69 Lochie LATIMER (QLD) (18th)					12	40.517	50.426	39.317	2:10.260
1	33.011	36.767	1:08.652	2:18.430	13	44.203	36.516	37.587	1:58.306
2	43.177	35.911	<u>36.111</u>	1:55.199	14	41.412	32.454	43.307	1:57.173
3	<u>43.042</u>	36.290	36.500	1:55.832	15	43.794	34.467	39.546	1:57.807
4	43.681	35.979	36.182	1:55.842	102 Matt MOSS (NSW) (10th)				
5	44.202	35.479	36.874	1:56.555	1	32.097	38.097	38.382	1:48.576
6	43.393	<u>35.094</u>	36.323	<u>1:54.810</u>	2	44.045	34.568	<u>35.191</u>	1:53.804
7	43.583	35.221	36.356	1:55.160	3	43.155	<u>34.342</u>	36.050	<u>1:53.547</u>
8	43.522	35.255	36.462	1:55.239	4	43.795	34.477	36.876	1:55.148
9	43.431	35.388	36.629	1:55.448	5	43.171	34.955	37.701	1:55.827
10	44.632	35.349	37.858	1:57.839	6	43.754	35.241	36.803	1:55.798
11	46.589	43.660	45.075	2:15.324	7	43.558	35.611	37.271	1:56.440
12	43.297	37.019	38.032	1:58.348	8	43.011	34.597	36.881	1:54.489
13	45.092	36.145	38.575	1:59.812	9	43.526	34.615	36.710	1:54.851
14	45.175	37.098	38.516	2:00.789	10	43.557	35.115	38.560	1:57.232

Scott Laing
 Chief Timekeeper - Scott Laing

Mark Hancock
 Race Director - Mark Hancock





Round 1

Wonthaggi - Vic

27 March 2022



THOR

THOR MX1

Moto 2

Date: 27/03/22
 Event: R07
 Weather: Sunny - Temp: 27C
 Track: Good

Started at: 14:53:06
 Laps: 25 Min + 1 Lap
 Starters: 28
 Printed at: 15:25

PROVISIONAL SPLIT TIMES

Lap	Split 1	Split 2	Split 3	Lap Time	Lap	Split 1	Split 2	Split 3	Lap Time
11	42.788	34.625	37.413	1:54.826	5	44.040	35.290	37.416	1:56.746
12	43.650	34.696	36.946	1:55.292	6	43.716	35.183	38.025	1:56.924
13	42.268	35.168	37.530	1:54.966	7	43.663	35.857	37.737	1:57.257
14	44.581	36.262	38.251	1:59.094	8	43.816	35.296	37.089	1:56.201
15	43.020	35.506	38.339	1:56.865	9	43.149	34.980	38.281	1:56.410
					10	43.296	35.081	37.562	1:55.939
111 Dean FERRIS (QLD) (9th)					11	43.163	35.291	38.145	1:56.599
1	33.815	36.546	36.084	1:46.445	12	43.747	35.456	39.409	1:58.612
2	42.341	33.577	36.189	1:52.107	13	45.434	36.471	39.415	2:01.320
3	42.760	33.811	35.267	1:51.838	14	52.242	37.929	41.132	2:11.303
4	42.366	33.637	36.434	1:52.437					
5	43.118	34.105	36.436	1:53.659	233 Oliver MARCHAND (NSW) (22th)				
6	42.607	33.359	36.427	1:52.393	1	35.309	38.179	38.736	1:52.224
7	42.934	35.158	35.354	1:53.446	2	44.791	37.365	40.071	2:02.227
8	42.756	34.016	37.348	1:54.120	3	45.703	36.404	38.359	2:00.466
9	42.712	35.084	37.139	1:54.935	4	45.413	36.804	38.550	2:00.767
10	43.674	34.114	36.958	1:54.746	5	45.652	37.233	39.383	2:02.268
11	43.781	34.431	36.973	1:55.185	6	45.976	38.407	38.789	2:03.172
12	43.405	34.190	37.083	1:54.678	7	46.889	37.457	40.055	2:04.401
13	44.283	34.852	38.599	1:57.734	8	46.754	39.315	40.400	2:06.469
14	45.061	34.954	37.586	1:57.601	9	46.421	38.372	41.285	2:06.078
15	45.555	35.582	39.389	2:00.526	10	46.574	38.857	41.211	2:06.642
					11	48.547	38.986	41.466	2:08.999
142 Jack PENGELLY (VIC) (DNF)					12	48.412	38.913	41.484	2:08.809
1	37.701	40.181	43.190	2:01.072	13	47.119	38.637	41.528	2:07.284
2	48.133	37.767	40.832	2:06.732	14	48.659	39.125	40.824	2:08.608
3	48.081	39.628	41.267	2:08.976					
4	48.014	39.053	41.943	2:09.010	305 Aden LENNOX-BRADLEY (NSW) (DNF)				
					1	40.009	43.422	45.669	2:09.100
162 Luke ZIELINSKI (QLD) (15th)					2	48.662	41.487	42.878	2:13.027
1	36.118	35.932	37.958	1:50.008	3	48.927	45.131	42.882	2:16.940
2	44.614	35.082	37.766	1:57.462	4	56.661	1:01.439	1:13.282	3:11.382
3	43.755	35.406	37.213	1:56.374					
4	43.386	36.305	38.402	1:58.093					

The results are provisional until the end of the time limit for protests and appeals.


 Chief Timekeeper - Scott Laing


 Race Director - Mark Hancock





Round 1
Wonthaggi - Vic
27 March 2022



THOR

THOR MX1
Moto 2

Date: 27/03/22
 Event: R07
 Weather: Sunny - Temp: 27C
 Track: Good

Started at: 14:53:06
 Laps: 25 Min + 1 Lap
 Starters: 28
 Printed at: 15:25

PROVISIONAL FASTEST LAPS SEQUENCE

Lap	Race Pos	No	Name	Machine	Fastest Lap	On Lap
2	1	96	Kyle WEBSTER (VIC)	Honda CRF 450	1:48.028	2
2	2	9	Aaron TANTI (QLD)	Yamaha YZF 450	1:47.840	2
3	1	96	Kyle WEBSTER (VIC)	Honda CRF 450	1:47.314	3
3	3	24	Brett METCALFE (SA)	KTM 450	1:46.999	3

The results are provisional until the end of the time limit for protests and appeals.


 Chief Timekeeper - Scott Laing


 Race Director - Mark Hancock





Round 1
Wonthaggi - Vic
27 March 2022



THOR

THOR MX1
Moto 2

Date: 27/03/22
Event: R07
Weather: Sunny - Temp: 27C
Track: Good

Started at: 14:53:06
Laps: 25 Min + 1 Lap
Starters: 28
Printed at: 15:25

PROVISIONAL LAP SHEET

No	Lap Time	Gap	No	Lap Time	Gap	No	Lap Time	Gap	No	Lap Time	Gap	No	Lap Time	Gap
Lap 1			111	1:52.107	16.118	22	2:01.850	49.750	24	1:49.894	4.767	10	1:59.231	1:04.106
96	1:34.406		48	1:54.842	18.660	18	2:07.827	50.140	1	1:49.351	6.925	30	1:56.666	1:05.208
9	1:35.964	1.558	102	1:53.804	19.946	16	1:59.883	52.390	47	1:48.516	7.199	49	1:56.364	1:07.262
24	1:37.635	3.229	162	1:57.462	25.036	56	2:03.734	54.312	5	1:51.841	9.019	69	1:54.810	1:20.539
5	1:38.627	4.221	17	1:58.265	25.943	69	1:55.832	59.713	45	1:51.649	19.449	233	2:03.172	1:24.995
1	1:39.376	4.970	81	1:58.337	26.931	142	2:08.976	1:07.032	6	1:52.060	21.438	22	2:02.090	1:30.022
45	1:41.008	6.602	10	1:57.907	28.152	44	2:13.981	1:15.923	111	1:53.659	29.456	16	2:01.602	1:33.268
47	1:41.248	6.842	18	2:04.117	29.627	305	2:16.940	1:29.319	62	1:55.778	30.813	17	2:00.208	1:36.627
6	1:42.881	8.475	25	1:59.329	30.086	Lap 4			102	1:55.827	39.872	18	2:03.992	1:39.031
62	1:44.462	10.056	30	1:59.671	31.389	96	1:47.091		48	1:57.208	42.054	Lap 7		
48	1:46.252	11.846	233	2:02.227	32.017	9	1:48.004	2.377	81	1:54.476	46.654	96	1:49.461	
111	1:46.445	12.039	49	1:59.194	32.427	24	1:48.851	5.064	162	1:56.746	51.653	9	1:50.252	3.178
18	1:47.944	13.538	22	2:00.573	35.214	5	1:48.854	7.369	25	1:54.667	52.202	1	1:48.069	5.326
102	1:48.576	14.170	56	2:01.108	37.892	1	1:48.218	7.765	10	1:57.750	53.974	47	1:48.141	7.243
162	1:50.008	15.602	16	2:00.416	39.821	47	1:47.601	8.874	30	1:57.226	57.641	56	2:13.838	1 lap
17	1:50.112	15.706	142	2:06.732	45.370	45	1:51.695	17.991	49	1:57.617	59.997	24	1:50.996	9.690
81	1:51.028	16.622	44	2:08.660	49.256	6	1:51.029	19.569	305	3:11.382	1 lap	5	1:50.185	10.811
233	1:52.224	17.818	69	1:55.199	51.195	62	1:53.225	25.226	233	2:02.268	1:10.922	45	1:51.336	25.797
10	1:52.679	18.273	305	2:13.027	59.693	111	1:52.437	25.988	69	1:56.555	1:14.828	6	1:52.902	28.802
25	1:53.191	18.785	Lap 3			102	1:55.148	34.236	22	2:03.174	1:17.031	111	1:53.446	36.735
30	1:54.152	19.746	96	1:47.314		48	1:56.860	35.037	16	2:03.949	1:20.765	62	1:54.917	41.752
49	1:55.667	21.261	9	1:47.408	1.464	81	1:54.539	42.369	18	2:06.092	1:24.138	102	1:56.440	53.550
22	1:57.075	22.669	24	1:46.999	3.304	162	1:58.093	45.098	17	2:01.991	1:25.518	48	1:55.561	55.931
56	1:59.218	24.812	5	1:48.362	5.606	10	1:55.974	46.415	56	2:11.374	1:34.334	81	1:54.809	58.855
142	2:01.072	26.666	1	1:48.191	6.638	25	1:55.862	47.726	Lap 6			25	1:54.230	1:04.624
16	2:01.839	27.433	47	1:48.784	8.364	30	1:56.994	50.606	96	1:49.099		162	1:57.257	1:07.274
44	2:03.030	28.624	45	1:51.219	13.387	49	1:57.161	52.571	9	1:49.997	2.387	30	1:58.209	1:13.956
305	2:09.100	34.694	6	1:51.568	15.631	233	2:00.767	58.845	1	1:48.892	6.718	49	1:58.372	1:16.173
69	2:18.430	44.024	62	1:52.435	19.092	22	2:01.389	1:04.048	24	1:52.487	8.155	10	2:02.451	1:17.096
Lap 2			111	1:51.838	20.642	16	2:01.708	1:07.007	47	1:50.463	8.563	69	1:55.160	1:26.238
96	1:48.028		48	1:53.922	25.268	18	2:05.188	1:08.237	5	1:50.167	10.087	233	2:04.401	1:39.935
9	1:47.840	1.370	102	1:53.547	26.179	69	1:55.842	1:08.464	45	1:53.572	23.922	22	2:02.974	1:43.535
24	1:48.418	3.619	162	1:56.374	34.096	56	2:05.930	1:13.151	6	1:53.022	25.361	17	1:59.943	1:47.109
5	1:48.365	4.558	81	1:55.304	34.921	17	2:24.211	1:13.718	111	1:52.393	32.750	Lap 8		
1	1:48.819	5.761	17	1:57.969	36.598	142	2:09.010	1:28.951	62	1:54.582	36.296	96	1:49.601	
47	1:48.080	6.894	10	1:56.694	37.532	44	2:11.497	1:40.329	102	1:55.798	46.571	16	2:06.240	1 lap
45	1:50.908	9.482	25	1:56.183	38.955	Lap 5			48	1:56.876	49.831	9	1:49.129	2.706
6	1:50.930	11.377	30	1:56.628	40.703	96	1:50.191		81	1:55.952	53.507	1	1:48.397	4.122
62	1:51.943	13.971	49	1:57.388	42.501	9	1:49.303	1.489	162	1:56.924	59.478	47	1:48.293	5.935
			233	2:00.466	45.169				25	1:56.752	59.855			

Scott Laing
Chief Timekeeper - Scott Laing

Mark Hancock
Race Director - Mark Hancock





Round 1

Wonthaggi - Vic

27 March 2022



THOR

THOR MX1

Moto 2

Date: 27/03/22
 Event: R07
 Weather: Sunny - Temp: 27C
 Track: Good

Started at: 14:53:06
 Laps: 25 Min + 1 Lap
 Starters: 28
 Printed at: 15:25

PROVISIONAL LAP SHEET

No	Lap Time	Gap	No	Lap Time	Gap	No	Lap Time	Gap	No	Lap Time	Gap	No	Lap Time	Gap												
18	2:08.512	1 lap	49	1:58.026	1:33.557	45	1:55.916	45.014	9	1:51.000	2.109	22	2:07.605	1 lap	233	2:07.284	1 lap	102	1:59.094	1:30.132						
5	1:50.875	12.085	69	1:55.448	1:37.795	6	1:54.703	49.739	47	1:52.025	4.555	102	1:59.094	1:30.132	81	1:55.587	1:33.455	62	2:01.696	1:36.047						
24	1:53.774	13.863	10	2:01.493	1:39.424	16	2:10.896	1 lap	49	2:04.058	1 lap	81	1:55.587	1:33.455	62	2:01.696	1:36.047	48	2:01.690	1:45.519						
45	1:53.838	30.034				111	1:55.185	58.636	30	2:04.485	1 lap	62	2:01.696	1:36.047												
56	2:12.961	1 lap	Lap 10			18	2:04.741	1 lap	5	1:52.461	16.726	96	1:58.306	21.571												
6	1:54.178	33.379	96	1:49.381		62	1:56.955	1:10.982	96	1:58.306	21.571	69	1:58.348	1 lap												
111	1:54.120	41.254	1	1:48.802	3.915	102	1:54.826	1:17.863	24	1:56.672	31.617	24	1:56.672	31.617	Lap 15											
62	1:55.727	47.878	9	1:51.325	5.241	81	1:54.847	1:22.339	56	2:22.623	2 laps	1	1:52.266		1	1:52.266		9	1:51.398	2.953						
102	1:54.489	58.438	47	1:49.825	6.053	48	1:57.379	1:23.283	10	2:09.017	1 lap	9	1:51.398	2.953	9	1:51.398	2.953	25	2:03.066	1 lap						
48	1:54.736	1:01.066	5	1:51.916	15.785	25	1:56.680	1:34.127	45	1:55.579	49.299	25	2:03.066	1 lap	25	2:03.066	1 lap	16	2:11.389	2 laps						
81	1:54.118	1:03.372	24	1:54.793	22.242	162	1:56.599	1:35.338	6	1:55.329	52.452	16	2:11.389	2 laps	16	2:11.389	2 laps	47	1:54.182	6.704						
25	1:56.434	1:11.457	233	2:06.078	1 lap	49	1:59.663	1:53.000	17	2:05.078	1 lap	47	1:54.182	6.704	47	1:54.182	6.704	162	2:11.303	1 lap						
162	1:56.201	1:13.874	17	2:02.928	1 lap	30	2:00.859	1:53.652	22	2:04.173	1 lap	162	2:11.303	1 lap	162	2:11.303	1 lap	5	1:53.710	21.001						
30	1:58.302	1:22.657	22	2:06.138	1 lap				111	1:57.734	1:04.053	5	1:53.710	21.001	5	1:53.710	21.001	49	2:02.057	1 lap						
49	1:58.488	1:25.060	16	2:05.035	1 lap	Lap 12			22	2:04.173	1 lap	49	2:02.057	1 lap	49	2:02.057	1 lap	96	1:57.807	34.197						
10	1:59.965	1:27.460	45	1:54.000	37.672	1	1:50.582		233	2:08.809	1 lap	111	1:57.734	1:04.053	111	1:57.734	1:04.053	49	2:02.057	1 lap						
69	1:55.239	1:31.876	6	1:55.174	43.610	9	1:50.470	2.077	102	1:54.966	1:21.126	102	1:54.966	1:21.126	96	1:57.807	34.197	96	1:57.807	34.197						
			18	2:09.112	1 lap	56	2:21.931	2 laps	62	2:00.677	1:24.439	62	2:00.677	1:24.439	30	2:03.275	1 lap	30	2:03.275	1 lap	18	2:13.473	2 laps			
			111	1:54.746	52.025	47	1:51.606	3.498	81	1:56.141	1:27.956	81	1:56.141	1:27.956	69	2:00.789	1 lap	69	2:00.789	1 lap	24	2:01.730	48.084			
			62	1:57.045	1:02.601	96	2:10.260	14.233	48	1:59.173	1:33.917	48	1:59.173	1:33.917	18	2:13.473	2 laps	18	2:13.473	2 laps	45	1:55.817	57.582			
			102	1:57.232	1:11.611	5	1:52.164	15.233	16	2:11.383	1 lap	16	2:11.383	1 lap	45	1:55.817	57.582	45	1:55.817	57.582	6	1:59.307	1:04.674			
			48	1:56.741	1:14.478	69	2:15.324	1 lap	25	1:59.378	1:43.746	25	1:59.378	1:43.746	6	1:59.307	1:04.674	6	1:59.307	1:04.674	10	2:08.320	1 lap			
			81	1:56.299	1:16.066	10	2:06.138	1 lap	162	2:01.320	1:48.275	162	2:01.320	1:48.275	10	2:08.320	1 lap	10	2:08.320	1 lap	111	2:00.526	1:19.826			
			56	2:17.784	1 lap	24	1:53.776	25.913																17	2:04.010	1 lap
			25	1:56.563	1:26.021	17	2:02.010	1 lap	Lap 14			1	1:50.088		17	2:04.010	1 lap	17	2:04.010	1 lap	56	2:16.376	2 laps			
			162	1:55.939	1:27.313	45	1:55.701	44.688	1	1:50.088		1	1:50.088		56	2:16.376	2 laps	56	2:16.376	2 laps	22	2:02.664	1 lap			
			30	1:59.070	1:41.367	6	1:54.379	48.091	9	1:51.800	3.821	9	1:51.800	3.821	22	2:02.664	1 lap	22	2:02.664	1 lap	102	1:56.865	1:34.731			
			49	1:57.735	1:41.911	22	2:05.587	1 lap	47	1:50.321	4.788	47	1:50.321	4.788	102	1:56.865	1:34.731	102	1:56.865	1:34.731	81	1:56.741	1:37.930			
			69	1:57.839	1:46.253	233	2:08.999	1 lap	5	1:52.919	19.557	5	1:52.919	19.557	81	1:56.741	1:37.930	81	1:56.741	1:37.930	233	2:08.608	1 lap			
						111	1:54.678	57.287	49	2:02.131	1 lap	49	2:02.131	1 lap	233	2:08.608	1 lap	233	2:08.608	1 lap	62	2:05.421	1:49.202			
						62	1:59.775	1:14.730	18	2:19.972	2 laps	18	2:19.972	2 laps	62	2:05.421	1:49.202	62	2:05.421	1:49.202	48	2:05.218	1:58.471			
						16	2:14.319	1 lap	30	2:05.095	1 lap	30	2:05.095	1 lap	48	2:05.218	1:58.471	48	2:05.218	1:58.471						
						102	1:55.292	1:17.128	96	1:57.173	28.656	96	1:57.173	28.656												
						81	1:56.471	1:22.783	69	1:59.812	1 lap	69	1:59.812	1 lap												
						48	1:58.456	1:25.712	24	1:57.091	38.620	24	1:57.091	38.620												
						25	1:57.236	1:35.336	45	1:54.820	54.031	45	1:54.820	54.031												
						162	1:58.612	1:37.923	6	1:55.269	57.633	6	1:55.269	57.633												
						18	2:35.304	1 lap	10	2:10.294	1 lap	10	2:10.294	1 lap												
									56	2:21.604	2 laps	56	2:21.604	2 laps												
									17	2:03.167	1 lap	17	2:03.167	1 lap												
									111	1:57.601	1:11.566	111	1:57.601	1:11.566												

The results are provisional until the end of the time limit for protests and appeals.

Scott Laing
 Chief Timekeeper - Scott Laing

Mark Hancock
 Race Director - Mark Hancock



www.computime.com.au
 COMPUTIME RACE TIMING SYSTEMS PTY LTD





Round 1 Wonthaggi - Vic 27 March 2022



THOR

THOR MX1 Moto 2

Date: 27/03/22
Event: R07
Weather: Sunny - Temp: 27C
Track: Good

Started at: 14:53:06
Laps: 25 Min + 1 Lap
Starters: 28
Printed at: 15:25

PROVISIONAL LAP CHART

Name	Grid	1	2	3	4	5	6	7	8	9	10	11	12	13	14	15	Name
K. WEBSTER	90	22	22	22	22	22	22	22	22	22	22	22	22	22	22	22	L. CLOUT
A. TANTI	9	9	9	9	9	9	9	9	9	9	9	1	9	9	9	9	A. TANTI
T. WATERS	47	24	24	24	24	24	1	1	1	1	9	9	47	47	47	47	T. WATERS
L. CLOUT	1	5	5	5	5	1	24	47	47	47	47	47	96	5	5	5	K. GIBBS
K. GIBBS	5	1	1	1	1	47	47	24	5	5	5	5	5	96	96	96	K. WEBSTER
B. METCALFE	24	45	47	47	47	5	5	5	24	24	24	24	24	24	24	24	B. METCALFE
H. MELLROSS	45	47	45	45	45	45	45	45	45	45	45	45	45	45	45	45	H. MELLROSS
L. LATIMER	69	6	6	6	6	6	6	6	6	6	6	6	6	6	6	6	J. RYKERS
J. RYKERS	6	62	62	62	62	111	111	111	111	111	111	111	111	111	111	111	D. FERRIS
D. FERRIS	111	48	111	111	111	62	62	62	62	62	62	62	62	62	102	102	M. MOSS
J. EVANS	81	111	48	48	102	102	102	102	102	102	102	102	102	102	62	81	J. EVANS
J. BALDWIN	48	18	102	102	48	48	48	48	48	48	48	81	81	81	62	62	D. WOOD
M. MOSS	102	102	162	162	81	81	81	81	81	81	81	48	48	48	48	48	J. BALDWIN
C. WATTS	17	162	17	81	162	162	162	25	25	25	25	25	25	25	25	25	J. DARROCH
J. WIGHTMAN	30	17	81	17	10	25	25	162	162	162	162	162	162	162	162	162	L. ZIELINSKI
L. McMANUS	10	81	10	10	25	10	10	30	30	30	30	49	49	49	49	49	C. O'LOAN
D. WOOD	62	233	18	25	30	30	30	49	49	49	49	30	30	30	30	30	J. WIGHTMAN
J. DARROCH	25	10	25	30	49	49	49	10	10	69	69	69	69	69	69	69	L. LATIMER
M. NORRIS	18	25	30	49	233	233	69	69	69	10	10	10	10	10	10	10	L. McMANUS
C. O'LOAN	49	30	233	233	22	69	233	233	233	233	17	17	17	17	17	17	C. WATTS
R. STEPHENS	56	49	49	22	16	22	22	22	22	17	22	22	22	22	22	22	J. BISHOP
J. BISHOP	22	22	22	18	18	16	16	17	17	22	233	233	233	233	233	233	O. MARCHAND
J. O'CALLAGHAN	16	56	56	16	69	18	17	16	16	16	16	16	16	16	16	16	J. O'CALLAGHAN
J. LALICZ	44	142	16	56	56	17	18	18	18	18	18	18	18	18	18	18	M. NORRIS
O. MARCHAND	233	16	142	69	17	56	56	56	56	56	56	56	56	56	56	56	R. STEPHENS
J. PENGELLY	142	44	44	142	142												J. PENGELLY
L. ZIELINSKI	162	305	69	44	44												J. LALICZ
A. LENNOX-BRADLEY	305	69	305	305	305												A. LENNOX-BRADLEY

The results are provisional until the end of the time limit for protests and appeals.

Scott Laing
Chief Timekeeper - Scott Laing

Mark Hancock
Race Director - Mark Hancock





Round 1

Wonthaggi - Vic

27 March 2022



THOR

THOR MX1

Moto 2


Date: 27/03/22
 Event: R07
 Weather: Sunny - Temp: 27C
 Track: Good

Started at: 14:53:06
 Laps: 25 Min + 1 Lap
 Starters: 28
 Printed at: 15:26

PROVISIONAL BEST PARTIAL TIMES

Pos	Split 1		Split 2		Split 3		LAP		Ideal	Fastest
	Name	Time	Name	Time	Name	Time	Name	Time		
1	K. WEBSTER	40.180	T. WATERS	31.649	T. WATERS	34.009	K. WEBSTER	1:46.202	1:47.091	
2	B. METCALFE	40.572	K. WEBSTER	31.885	K. WEBSTER	34.137	T. WATERS	1:46.568	1:47.601	
3	L. CLOUT	40.821	L. CLOUT	32.059	B. METCALFE	34.187	B. METCALFE	1:46.999	1:46.999	
4	H. MELLROSS	40.857	B. METCALFE	32.240	A. TANTI	34.290	L. CLOUT	1:47.230	1:48.069	
5	A. TANTI	40.868	A. TANTI	32.250	L. CLOUT	34.350	A. TANTI	1:47.408	1:47.408	
6	K. GIBBS	40.895	K. GIBBS	32.574	K. GIBBS	34.580	K. GIBBS	1:48.049	1:48.362	
7	T. WATERS	40.910	H. MELLROSS	33.125	J. RYKERS	35.107	H. MELLROSS	1:49.469	1:50.908	
8	J. RYKERS	41.616	J. RYKERS	33.345	M. MOSS	35.191	J. RYKERS	1:50.068	1:50.930	
9	D. WOOD	41.925	D. FERRIS	33.359	D. FERRIS	35.267	D. FERRIS	1:50.967	1:51.838	
10	M. MOSS	42.268	D. WOOD	33.778	H. MELLROSS	35.487	D. WOOD	1:51.509	1:51.943	
11	D. FERRIS	42.341	J. BALDWIN	34.057	D. WOOD	35.806	M. MOSS	1:51.801	1:53.547	
12	J. EVANS	42.632	J. EVANS	34.296	L. LATIMER	36.111	J. BALDWIN	1:53.301	1:53.922	
13	L. McMANUS	42.828	M. MOSS	34.342	J. BALDWIN	36.154	J. EVANS	1:53.397	1:54.118	
14	L. LATIMER	43.042	J. DARROCH	34.346	J. DARROCH	36.281	J. DARROCH	1:53.893	1:54.230	
15	J. BALDWIN	43.090	C. O'LOAN	34.765	J. EVANS	36.469	L. LATIMER	1:54.247	1:54.810	
16	L. ZIELINSKI	43.149	L. ZIELINSKI	34.980	L. ZIELINSKI	37.089	L. ZIELINSKI	1:55.218	1:55.939	
17	J. DARROCH	43.266	L. LATIMER	35.094	L. McMANUS	37.145	L. McMANUS	1:55.302	1:55.974	
18	C. O'LOAN	43.284	J. WIGHTMAN	35.144	J. WIGHTMAN	37.250	C. O'LOAN	1:55.797	1:56.364	
19	J. WIGHTMAN	43.513	C. WATTS	35.286	C. WATTS	37.458	J. WIGHTMAN	1:55.907	1:56.628	
20	J. O'CALLAGHAN	43.959	L. McMANUS	35.329	C. O'LOAN	37.748	C. WATTS	1:57.551	1:57.969	
21	J. BISHOP	44.599	J. BISHOP	36.156	O. MARCHAND	38.359	J. O'CALLAG	1:59.292	1:59.883	
22	O. MARCHAND	44.791	M. NORRIS	36.292	R. STEPHENS	38.390	O. MARCHAN	1:59.554	2:00.466	
23	C. WATTS	44.807	O. MARCHAND	36.404	M. NORRIS	38.548	J. BISHOP	2:00.063	2:00.573	
24	R. STEPHENS	45.045	J. O'CALLAGHAN	36.602	J. O'CALLAGHAN	38.731	R. STEPHENS	2:01.108	2:01.108	
25	M. NORRIS	46.593	R. STEPHENS	37.673	J. BISHOP	39.308	M. NORRIS	2:01.433	2:03.992	
26	J. PENGELLY	48.014	J. PENGELLY	37.767	J. PENGELLY	40.832	J. PENGELLY	2:06.613	2:06.732	
27	A. LENNOX-BRADL	48.662	J. LALICZ	38.629	J. LALICZ	41.153	J. LALICZ	2:08.660	2:08.660	
28	J. LALICZ	48.878	A. LENNOX-BRADL	41.487	A. LENNOX-BRADL	42.878	A. LENNOX-B	2:13.027	2:13.027	

The results are provisional until the end of the time limit for protests and appeals.


 Chief Timekeeper - Scott Laing


 Race Director - Mark Hancock



www.computime.com.au
COMPUTIME RACE TIMING SYSTEMS PTY LTD





Round 1
Wonthaggi - Vic
27 March 2022



THOR
THOR MX1
PROVISIONAL ROUND POINTS

THOR MX1

Pos	No	Name	Machine	Rnd 1 Moto 1	Rnd 1 Moto 2	Total
1	1	Luke CLOUT	Yamaha	25	25	50
2	9	Aaron TANTI	Yamaha	20	22	42
3	47	Todd WATERS	Husqvarna	18	20	38
4	96	Kyle WEBSTER	Honda	22	16	38
5	5	Kirk GIBBS	KTM	14	18	32
6	24	Brett METCALFE	KTM	16	15	31
7	45	Hayden MELLROSS	GasGas	11	14	25
8	6	Jayden RYKERS	Kawasaki	12	13	25
9	102	Matt MOSS	KTM	13	11	24
10	81	Joel EVANS	Honda	10	10	20
11	69	Lochie LATIMER	KTM	15	3	18
12	48	Joben BALDWIN	Honda	9	8	17
13	111	Dean FERRIS	Honda	4	12	16
14	25	John DARROCH	Yamaha	8	7	15
15	62	Dylan WOOD	KTM	5	9	14
16	162	Luke ZIELINSKI	Yamaha	6	6	12
17	30	Joel WIGHTMAN	Yamaha	7	4	11
18	49	Cody O'LOAN	KTM	2	5	7
19	10	Levi McMANUS	Honda	3	2	5
20	17	Cory WATTS	Honda		1	1
21	18	Mitchell NORRIS	GasGas	1		1


Chief Timekeeper - Scott Laing


Race Director - Mark Hancock





Round 1
Wonthaggi - Vic
27 March 2022



THOR

THOR MX1

PROVISIONAL PROGRESSIVE CHAMPIONSHIP POINTS

THOR MX1

Pos	No	Name	Machine	Rnd 1 Moto 1	Rnd 1 Moto 2	Total
1	1	Luke CLOUT	Yamaha	25	25	50
2	9	Aaron TANTI	Yamaha	20	22	42
3	47	Todd WATERS	Husqvarna	18	20	38
4	96	Kyle WEBSTER	Honda	22	16	38
5	5	Kirk GIBBS	KTM	14	18	32
6	24	Brett METCALFE	KTM	16	15	31
7	45	Hayden MELLROSS	GasGas	11	14	25
8	6	Jayden RYKERS	Kawasaki	12	13	25
9	102	Matt MOSS	KTM	13	11	24
10	81	Joel EVANS	Honda	10	10	20
11	69	Lochie LATIMER	KTM	15	3	18
12	48	Joben BALDWIN	Honda	9	8	17
13	111	Dean FERRIS	Honda	4	12	16
14	25	John DARROCH	Yamaha	8	7	15
15	62	Dylan WOOD	KTM	5	9	14
16	162	Luke ZIELINSKI	Yamaha	6	6	12
17	30	Joel WIGHTMAN	Yamaha	7	4	11
18	49	Cody O'LOAN	KTM	2	5	7
19	10	Levi McMANUS	Honda	3	2	5
20	17	Cory WATTS	Honda		1	1
21	18	Mitchell NORRIS	GasGas	1		1


Chief Timekeeper - Scott Laing


Race Director - Mark Hancock



www.computime.com.au
COMPUTIME RACE TIMING SYSTEMS PTY LTD





**Round 1
Wonthaggi - Vic
27 March 2022**



THOR

THOR MX1 Moto 2

Date: 27/03/22
Event: R07
Weather: Sunny - Temp: 27C
Track: Good

Started at: 14:53:06
Laps: 25 Min + 1 Lap
Starters: 28
Printed at: 15:26

PROVISIONAL RACE INFORMATION

Time	Description
14:53:06	Event Start
14:53:31	Rider 96 (Kyle WEBSTER) HOLE SHOT
15:20:18	Chequered Flag
15:22:59	Event Finish

The results are provisional until the end of the time limit for protests and appeals.


.....
Chief Timekeeper - Scott Laing


.....
Race Director - Mark Hancock

